

**PIEDMONT-APPALACHIAN  
COLLEGE OF COMMISSIONER SCIENCE**

**June 4-6, 2010  
Ridgecrest Conference Center  
Black Mountain, North Carolina**

---

**Dissertation of Doctoral Candidate  
William C. Schrichte**

**Southbounder District Commissioner  
Blue Ridge Council  
Boy Scouts of America**

**William C. Schrichte  
104 Brendle Drive  
Simpsonville, South Carolina  
Phone: 864-962-0044  
e-mail: [wschrichte@charter.net](mailto:wschrichte@charter.net)**


To the Doctoral Candidate Review Board:

I am submitting the Dissertation written by William C. Schrichte entitled "*How to Increase the Awareness of the Religious Emblem Programs*". I have examined the final copy of this report for format and content and recommend that it be accepted in partial fulfillment requirement for the degree of Doctor of Commissioner Science.




Michael Thompson


We have read this dissertation  
And recommend its acceptance:



Blue Ridge Council



Great Smokey Mountain Council




Palmetto Council



Sequoyah Council

Accepted for the Piedmont-Appalachian  
College of Commissioner:



Chairman, Doctoral Candidate Review  
Board and Daniel Boone Council

## ACKNOWLEDGMENTS

I would like to thank the following for their help in providing information on this project.

Jennifer Robinson of the P.R.A.Y. organization based in St. Louis.

She was a valuable resource for information on promoting “Duty to God”.

R. Chip Turner also of the PRAY organization based at the Religious Relationship Committee in Irving, Texas. He provided valuable information about the new positions developed by the Task Force and soon to roll out to all the Councils.

## TABLE OF CONTENTS

CHAPTER	PAGE
<b>I. INTRODUCTION</b>	
<b>What Are the Religious Emblems Programs .....</b>	<b>1</b>
<b>II. THE PROBLEM</b>	
<b>Why Aren't More Scouts Earning Their</b>	
<b>Religious Emblems.....</b>	<b>5</b>
<b>III. A SOLUTION TO THE PROBLEM</b>	
<b>How to Promote the Programs in the District .....</b>	<b>9</b>
<b>IV. CONCLUSION.....</b>	<b>18</b>
<b>V. APPENDIX A: PRAY FLYER.....</b>	<b>22</b>
<b>APPENDIX B: DUTY TO GOD</b>	
<b>BROCHURE (BSA).....</b>	<b>24</b>
<b>APPENDIX C: PUZZLE PATCH</b>	
<b>"DUTY TO GOD" .....</b>	<b>29</b>

## I. INTRODUCTION

### What are religious emblems programs?

“*Duty to God*” is at the heart of the Scouting program. Every Scout professes a “*Duty to God*” in the Cub Scout Promise, the Boy Scout Oath, and the Venturing Oath. The twelfth point of the Scout Law stresses that a Scout is “*Reverent*”.

From the very beginning, Robert S.S. Baden-Powell intended for “*Duty to God*” to be a key ingredient. In one of his earlier writings, he said:

*The boy has to realize that part of his “Duty to God” is to take care of and develop as a sacred trust those talents with which God has equipped him for his passage through this life; the body with its health and strength and reproductive powers to be used in God’s service; the mind with its wonderful reasoning, memory and appreciation, which places him above the animal world; and the soul, that bit of God which is within him – namely, Love, which can be developed and made stronger by continual expression and practice. Thus we teach him that to do his duty to God means, not merely to lean on His kindness, but to do His will by practicing love towards one’s neighbor.*

Baden-Powell went on to address the diversity of denominations represented in his organizations by saying:

*There may be many difficulties relating to the definition of the religious training in our Movement where so many different denominations exist, and the details of the expression of duty to God have, therefore, to be left largely in the hands of the local authority, [church]. But we insist on the observance and practice of whatever form of religion the boy [girl] professes. (BSA publication 522-128)*

*No man is much good unless he believes in God and obeys His Laws. So every Scout should have a religion.....Religion seems a very simple thing; First: Love and Serve God, Second: Love and Serve your neighbor. (Scouting for Boys, 1908)*

As Scouting has developed as a movement, many Religious groups have formed Scout troops as a part of their ministry to youth and families in their neighborhoods. The local religious group operates a Scouting unit to develop in youths desirable qualities of character, to train them in responsibilities of participating citizenship and to develop in them physical fitness.

The first awards were the **Ad Altare Dei** emblem for Catholics in 1939, the **Pro Deo Et Patria** emblem for Lutherans in 1943, the **Ner Tamid** emblem for Jews in 1944, and the **God and Country** emblem for Protestants in 1945. These original emblems were created at the Boy Scout level only. Today there are more than 75 emblems approved by the BSA representing more than 35 religious groups. The important thing to remember about religious emblems is that **they are programs created by national religious organizations**, not by the BSA. In other words, each faith creates its own program. That is, each religious organization creates their own curriculum, establishes the guidelines and administers their program. The religious emblems programs provide specific religious instructions which provide religious education materials to encourage the spiritual development of their young people who are also members of the BSA.

The religious emblems programs are **recognized** by the **BSA** and the medals/knots are approved for wear on the official uniform. This is one way that the BSA promotes “Duty to God”

Religious emblems provide a spiritual component to the Scouting program. They provide an opportunity to foster the total personal and spiritual growth of each young person. Emphasis is placed on developing

the faith life within the youth. Religious emblem programs reinforce the religious education programs. They do not replace them. They also compliment the youth ministry program of the faith institution. And they promote the same values that are found in Scouting.

Scouting is foremost a ministry TO youth. It provides an opportunity for adult leaders to share their insights and gifts with the youth of their faith and provides occasions of growth that often a young person cannot attain on his own. Churches and Scouting can work hand in hand in the development of youth. Scores of churches have discovered this great relationship. Yet thousands of others need to consider the tremendous benefits of Scouting.

The religious emblem program participants can better understand their personal faith in God. It is not unusual for youth to realize their need for God during the study and then make professions of faith. Young people also may better understand their denomination; its basic beliefs, history, and structure; and how to support its world wide mission strategy through prayer, giving, and going. A through review of cooperative work beyond the local church gives the individual an appreciation for the role of various agencies and institutions.



## II. THE PROBLEM

### *Why Aren't More Scouts Earning their Religious Emblems?*

When I review Scouts for their Eagle Rank advancement, in my district, I have noticed that many of the candidates were not wearing the Religious Emblem knot on their uniform. When I enquired if they were aware of the Religious Emblems programs that were offered by various religious groups, their response was usually that they had *never* been told about the programs in their troops. Some of the Scouts did have the Religious Emblem knot on their uniform that they earned as a Cub Scout but were unaware that there were programs for Boy Scouts. Very few of the boys had earned the Religious Emblem for Boy Scouts. Additionally, they indicated that they had not been told of the programs by the youth minister at their church. One of the reasons the Scouts gave, was because the church they attended was not the sponsoring institution of their troop. Being a Religious Emblem counselor for my denomination it is apparent that an effort was need to increase the awareness of the religious emblem programs in my District.

To get a better feel for the magnitude for the problem, I decided to pose the question at the next roundtable to see how many adults were aware of the religious emblem program for Scouts. There seemed to

have been a passing knowledge of the program by those in attendance, but none of the leaders had a plan that included encouraging the Scouts to pursue earning the emblem of their faith. I then asked for a show of hands for those who were recipients of the adult religious award of their faith. Out of the 35 Scouters present only five had received the adult award. This made me begin to think that part of the reason the Scouts weren't aware of the religious emblems programs was because the many of the leaders weren't aware of the programs.

Rather than develop a survey sheet to pass out at a roundtable and then having to chase down the sheets month after month I decided to do one on one interviewing sampling of several Scoutmasters and Cubmasters around the District. Some of the Scoutmasters indicated that they had boys in the position of Chaplain Aides, but their only activity was that of prayer before meals and leading a devotional on Sunday mornings at camp-outs. Many of the Cubmasters were new in the job and were trying to get their arms around the job of Cubmaster and the Religious Emblem programs were not high on their list of things to do at that time. It quickly became apparent that they did not promote the programs for one or more of the following reasons:

1. They didn't feel they knew enough about the programs to promote them to the Boy/ Cub Scouts.
2. The Boy/Cub Scouts in their unit were members of various Religions not necessarily of the faith of the sponsoring institution.
3. The Pastor and the youth minister of the sponsoring institution were unaware of the religious emblems programs.

As for the low number of adult Scouters being recipients, the most frequent response was that to be recommended for the award a Scouter had to have tenure usually of five years. Another problem also could be that since the award is a third party nomination, Scouters loose track of a deserving Scouter years of tenure in Scouting and wind up not recommending him/her for the award. Another reason is not having knowledge of the award or where to go to get information about submitting someone for the award. In today's environment, quite possibly an adult doesn't get submitted for the adult religious emblem because one doesn't have time to do the paper work or adult leaders leave the program before meeting the required tenure.

My experience when submitting a friend of a different faith for his adult religious emblem, the minister didn't know anything about the award or how to go about getting the papers to fill out. I got the paper work and

helped him fill it out and submit it for approval. Once the paper work was completed, the pastor was in complete agreement that the individual was most deserving of the award. All one has to do is look around and they will most likely find some one that is deserving of being nominated for their religious award even though he may not be of the same religion.

Getting the information fits right in to the Commissioners job. The Commissioners could get the information on the religious emblems programs and present it to the Unit Leaders so that they could promote the program.

### III. An Approach to Solving the Problem

#### *How to Promote the Programs in the District.*

My first thought of how to go about promoting the religious emblems to the Packs and Troops in the District was to develop a presentation to make at Troop Courts of Honor and Pack Meetings (Blue and Gold's).

Then it dawned on me, “Why reinvent the wheel?” I remembered that I had served on the Training Staff in my old District in St. Louis with Dr. David Spooner who started the *PROGRAMS OF RELIGIOUS ACTIVITIES FOR YOUTH* (P.R.A.Y.). I contacted the P.R.A.Y. office in St. Louis and spoke with Ms. Jennifer Robinson to determine what information was available for promoting the religious emblems in the District. She sent me fifty flyers (*See Appendix A*) to use in promoting the religious emblems. On the back of the flyer, there are very clear instructions on how to get started on one of the programs as follows:

- *Order the appropriate program booklets based on your grade.*
- *Meet with the pastor: show your pastor the P.R.A.Y. booklet and together choose a counselor.*
- *Complete the requirements under the supervision of your counselor.*

- *Present your work to the pastor for final approval.*
- *Order the recognition items by sending the application form to P.R.A.Y.*
- *Plan a special ceremony in church to receive your award.*

While at the 2010 National Jamboree I visited with most of the different booths in the Religion Relations area to see what they might have for me to use in promoting their religious emblem back in my home district. Most of them indicated that they used the P.R.A.Y. organization to manage and administering the sale of the work booklets and supplying the emblems once the completed and approved application were received at the P.R.A.Y. office.

I obtained the “Duty to God” pamphlet from the BSA (*See Appendix B*) that lists all of the religious emblems and the address of the organization that administered the programs. The programs that weren’t administered by P.R.A.Y. were listed in this “Duty to God” pamphlet. These pamphlets are available through the Religion Relations Committee at the BSA headquarters in Irving, Texas.

The P.R.A.Y. organization also has a fairly new program for promoting “Duty to God”. It consists of a four patches that can be earned for promoting the religious emblems. The purpose of the Duty to God

Promotion Patch” is to encourage youth and adults to learn about and promote the religious emblems programs. The requirements are;

1. Attend or coordinate a presentation or information seminar on religious emblems (sample resources and suggestions are available at [www.praypub.org](http://www.praypub.org) or order the DVD).
2. Make a commitment to fulfill their “Duty to God”. For example:  
**Youth** can commit to earning the religious emblem of their faith at an appropriate time, making a presentation on religious emblems to another unit, helping younger Scouts earn their religious emblem, helping to establish a religious emblems program in their local congregation, etc.

**Adults** can commit to having 50% of families participate in the religious emblems programs, commit to nominating a worthy adult to be recognized with an adult religious award, serving as a counselor in their local congregation, etc.

The Duty to God Promotional Patch is a four –segmented puzzle patch with 8 to 10 colors per segment and 100% embroidered. Only one segment will be offered in any given year along with the anchor segment with the Scout Kneeling (*See Attachment C*). Participants are encouraged

to earn all four segments over a four year span. Patches may be pre-ordered for distribution at the presentation / information seminar.

The Duty to God Promotional DVD contains resources to make a presentation on the religious emblems programs. These resources include the video “Promoting Duty to God (Religious Emblems)”, Duty to God brochure/chart listing all religious emblems (No. 05-879E), scripts (for presentations to Cub Scouts, Boy Scouts, and Ventures), and Parent Handout. P.R.A.Y. will ship one free copy of the *Duty to God Promotional Resources* DVD just for the cost of shipping and handling (\$3.50). Here’s a sampling of the content:

- Promoting Duty to God Video.
- Promoting Duty to God Game
- Duty to God Brochure
- Duty to God Patch Requirements
- Resources for Promoting Duty to God
- Power Point Presentations
- Duty to God Roundtable Presentations
- Promoting Religious Emblems: A Council / District Training Syllabus
- Religious Emblems Presentation for Cub Scouts



- Religious Emblems Presentation for Boy Scouts
- Religious Emblems Presentation for Venturers
- Promoting Religious Emblems at Pow Wows / University of Scouting Feature
- Creating a Religious Emblems Display

P.R.A.Y. offers courses at the Philmont Training Center designed to help councils and congregations to achieve sustainable growth. The course for this year is titled “*Building Sustainable Membership, Through Religious Emblems*”. Other religion organization of the Religion Relations Committee also offers training courses at the Philmont Training Center.

Also the new BSA council and district *Religious Emblems Coordinator* position will be introduced during the courses.

The purpose of the New Religious Emblems Coordinator’s position at the Council and District levels is to:

- Encourage all youth to earn the emblem of their faith
- Promote religious emblem usage like BSA promotes youth advancement
- Establish goals and track the number of religious emblems to be completed every year.

- Improve relationships with religious chartered partners
- Establish relationships with potential Religious Partners.

#### **The Council Religious Emblems Coordinator:**

- Will be appointed by the Vice President of Program
- Will disseminate information to District Religious Emblems Coordinators.
- Will disseminate information through:
  - Training
    - Professional staff
    - College of Commissioners Science
    - University of Scouting
    - New leader training
  - Program at Summer Camp and Day Camp
- will work with the Religious Relationships (RR) Committee  
Recognizes that the RR Committee is the group that works directly with the faith community
- If the Religious Relationships Committee works primarily with the faith community, the Religious Emblems Coordinator will focus specifically on raising awareness of religious emblems and increasing usage.

- The Religious Emblems Coordinator can learn through the Religious Relationships Committee which Faith Committees are sponsoring retreats and which congregations are offering classes.

**The District Religious Emblems Coordinator:**

- Is appointed by the District Program Chair
- Sets goals with District Program Chair
- Will disseminate information to Units
- Will disseminate information through :
  - Re-charter packets
  - Roundtables
  - Camporees
- Encourage Unit Committees to set goals (i.e. number of religious emblems that will be earned that year)
- Recruit “presenters” to make presentations on religious emblems.

**Sample Goals are:**

- Number of emblems (by religion, district, etc...)
- Number of presentations made to units
- Number of congregations offering religious emblems classes

- Number of trainings

Recruiting presenters:

- Establish communications with the Religious Relations committee and ask them to help recruit Religious Emblems Coordinators (REC's) for Districts
- Ask clergy of chartered partners for help
- Ask leaders of units to promote religious emblems

How to promote usage of religious emblems:

- Gather information on religious emblems programs and the various promotion resources available
- Educate Unit leaders about these resources
- Recognize religious emblems recipients

P.R.A.Y. is now offering a three-part, daylong event for Boy Scout councils aimed at sustaining existing membership and starting new units.

To obtain additional information regarding the three part event or to obtain scheduling information for the tree part event, contact R. Chip

Turner, director of communication and training

([rchipturner@praypub.org](mailto:rchipturner@praypub.org).)

The three-part events include:

- Council Staff Orientation, (by introducing the new council / district Religious Emblems Coordinator (REC) to the Staff; and by introducing building sustainable units through duty to God and faith-based organizations.)
- Field Visits to Potential New Unit Charter Partners.
- Volunteer Training (role of the new Religious Emblems Coordinator; effective use of the religious emblems program; overview of adult religious recognitions; religious relationships committees.)

Anticipated outcome of implementing the Religious Emblems Coordinator plan and the resulting increase in religious emblems usage are:

- ▶ reinforcing the values taught in Scouting and through the faith-based organizations
- ▶ Enhancing relationships with existing religious charter partners
- ▶ Establishing and building relationships with new charter partners
- ▶ Strengthening and sustaining existing faith-based Scouting units

#### IV. Conclusion

Having observed that many of the Scouts coming before the District Eagle review board did not have the religious emblem knot on their uniform, peaked my curiosity. Enquiring if they were aware of the religious emblem program for their faith, I learned that they were not aware of such a program. Those who had the religious emblem knot on their uniform indicated that they earned it as a Cub Scout. Mostly they were not aware that there was a program for Boy Scouts.

Instead of developing a survey sheet, I decided to interview a sampling of Scoutmasters face to face to see how aware they were of the religious emblem programs. Some were aware of the programs but had not pushed the programs due to having many boys of different faiths in their troop. Others felt that the religious emblem programs were for the Youth Ministers to promote and run. The thought crossed my mind; if the leaders received the adult award maybe the boys in their troop would be more aware of the programs. So, at a Roundtable I enquired as to how many of the thirty leaders present were recipients of the adult religious award, only five held up their hand. Some of the comments from the leader were that the time period required was too long and because of

the long time to be qualified to be nominated people would forget about nominating some one no matter how deserving they were.

“*Duty to God*” is at the heart of the Scouting program. Every Scout professes a “*Duty to God*” in the Cub Scout Promise, the Boy Scout Oath, and the Venturing Oath. The twelfth point of the Scout Law stress that a Scout is “*Reverent*”. In light of this the question is how to increase the awareness of the religious emblem programs. What resources are available for promoting the religious emblem programs?

After visiting many of the various Religious Emblems booths at the Religion Relationship displays at the National Scout Jamboree it became very clear that the best resource for obtaining information on promoting the religious emblem programs was P.R.A.Y. based in St. Louis, Missouri. Ms Jennifer Robinson of P.R.A.Y. was most accommodating by sending 50 plus flyers (Appendix A) for promoting the religious emblems programs which they manage for the various protestant religions. I distributed these to Pack and Troop leaders at the roundtable and at several Pack and Troops meetings. The BSA brochure “*Duty to God*” (Appendix B) serves as a handy reference /resource for leaders as where to send for specific information on religious emblems not managed by P.R.A.Y. The National Catholic Committee on Scouting also

has information / requirements for the religious emblems of the Catholic faith on their web site [www.nccs-BSA.org](http://www.nccs-BSA.org). P,R,A,Y, also has developed a “Puzzle Patch” to promote “Duty to God” consisting of four segments that can be earned by boys and adults for promoting religious emblems over a three year period.

The Religious Relationship Committee obviously had a concern about the low number of Scouts earning the religious emblems and established a Religious Emblems Task Force of the Youth Development Team, BSA to study how to increase the number of Boys earning the religious emblems. The result was the establishing a new position at the Council and District levels. The primary duties of the new positions are to encourage all youth to earn the emblem of their faith. The major focus of the new positions is to improve relationships with religious chartered partners and to establish relationships with potential religious partners. Familiarizing the Youth Ministers of the religious partners on the religious emblems programs will to increase the awareness of the religious emblems.

In light of the information (The Duty to God Promotion Patch program) above the best chance at increasing the awareness of the religious emblems programs and increasing the number of boys receiving the



awards, the roundtable commissioners need to promote the religious emblem program at the annual program review so that they will be able to finish the requirements and receive the award on Scout Sunday. The commissioners need to promote the religious emblem program to the troops and crews during their monthly visits. The District Commissioner needs to work with the new District Religious Coordinator to help obtain information and inform the Youth Minister for the various Religious Organizations in the District of the Religious Emblems Program that are available for Boy Scouts in their church community. Once the Youth Ministers are aware of the Religious Emblems Program, I believe they will see the value of the program working in conjunction their existing programs.

**APPENDIX A**

**P.R.A.Y. Awards flyer that provides an overview of the awards they manage.**

# PRAY *towards*

PROGRAMS OF RELIGIOUS ACTIVITIES WITH YOUTH (P.R.A.Y.), 11125 S. TOWNE SQUARE, STE. B, ST. LOUIS, MO 63123  
 PHONE 314 845 3318 OR 800-988-PRAY (7779) FAX 314 845 1048 E-MAIL PRAY@PRAYPUB.ORG WEB WWW.PRAYPUB.ORG

## God and Me (Grades 1-3)

Children will become best friends with Jesus and tell their story of "God and Me" together. Children will make a game in each lesson and keep their games in a GAMESBOX (God And Me Exploring BOX).

These games will reinforce the Bible lessons and provide opportunities for families to explore God's love together.

- SECTION 1: God Created Me
- SECTION 2: Jesus is God's Gift to Me
- SECTION 3: I Can Talk with God
- SECTION 4: Because God Cares for Me, I Can Care for Others



## God and Family (Grades 4-5)

The God and Family program will help children understand the importance of family and God's role in a healthy family. Children will compare families and "pizza," and they will make a pizza as they study how families can grow together in God's love.

- 1. CRUST-FOUNDATION - We are God's Family
- 2. SAUCE - Family Heritage, Spiritual Heritage
- 3. TOPPING6 - Our Talents and Gifts Strengthen Our Families



- 4. CHEESE - In God's Family We're Loved No Matter What Because We're Loved We Follow Rules
- 5. BAKE - Being in God's Family Helps Us When Things Are Tough
- 6. EAT, SHARE, ENJOY! - In God's Family, We Share as a Response to God's Love

## God and Church (Grades 6-8)

The God and Church program will be a journey to meet Jesus, worship God, and witness and minister for Christ. Participants will receive a video or a photo album to share their faith journeys with others.



### UNIT I - My Journey: Meeting Christ

- Meeting Jesus, the Person
- Meeting Jesus, the Son of God
- Meeting Jesus, the Head of the Church

### UNIT II - My Journey: Worshiping God

- Learning how Christ Worshiped God
- Exploring How My Congregation Worships God
- Discovering How I Can Worship God

### UNIT III - My Journey: Witnessing and Ministering for Christ

- Learning How Christ Witnessed and Ministered to Others
- Exploring How My Congregation Witnesses and Ministers to Others
- Discovering How I Can Witness and Minister to Others



## God and Life (Grades 9-12)

The God and Life study is based on the life of the Apostle Paul as recorded in Acts 13:1-41.

- SECTION 1: God calls all kinds of people.
- SECTION 2: God doesn't expect us to do it on our own.
- SECTION 3: Each of us must make a personal response to the call of God
- SECTION 4: God gives strength to face adversities.
- SECTION 5: God can accomplish great things through those who are willing to do God's will.



## Four Star Recognition

A special recognition is available for young people who complete all four levels of the P.R.A.Y. series. From now students cannot go backwards to earn younger awards.



## Adult Mentor Program

The Adult Mentor program is an optional program for parents who have children enrolled in the P.R.A.Y. series. Parents will have a workbook to complete as they work side-by-side their children.



## Adult Recognitions

Adults who have served youth through their church and a national Scouting agency may be nominated to receive an Adult Recognition. Visit [www.praypub.org](http://www.praypub.org) to download nomination forms.



VISIT [WWW.PRAYPUB.ORG](http://WWW.PRAYPUB.ORG) FOR INFORMATION AND TO ORDER BOOKLETS ONLINE.

**APPENDIX B**

BSA “Duty to God” brochure listing the various contacts for the religious emblems.

# DUTY TO GOD

<b>American Methodist Episcopal (AME)</b> Holston, New York, Western District, Southern, Central					<b>American Presbyterian</b> Presbytery, Synod		<b>Episcopal</b> Eastern, Middle, Western, Episcopal, Episcopal			<b>Baptist</b> American, American, American, American, American	
<b>Buddhist</b> Dharma, Sangha, Karma			<b>Christian Church (Disciples of Christ)</b> General, Southern, Western, Central, Eastern			<b>Churches of Christ</b> General, American, American, American			<b>Church of Christ, International</b> General, American		
<b>Church of Jesus Christ of Latter-day Saints</b> Utah, Missouri		<b>Community of Christ</b> Utah, Missouri, Missouri, Missouri, Missouri				<b>Northern Christian</b> Synod, Synod, Synod, Synod, Synod			<b>Episcopal</b> Southern, Central, Southern, Southern, Southern		
<b>General Council of the American Unitarian Association</b> General		<b>Hindu</b> Dharma, Karma		<b>Islamic</b> Islam, Islam, Islam, Islam, Islam		<b>Jewish</b> Synagogue, Synagogue, Synagogue, Synagogue, Synagogue			<b>Lutheran</b> Southern, Central, Southern, Southern, Southern		
<b>Other Religions</b> General, General		<b>Mormon</b> General, General		<b>Roman Catholic Church</b> Diocese, Diocese, Diocese, Diocese, Diocese			<b>Protestant (Church in America)</b> General, General, General, General, General				
<b>Protestant Church (USA)</b> Episcopal, General, General, General, General					<b>Protestant (United Church of Christ) Community Churches</b> General, General, General, General, General			<b>Protestant Society of Friends (Quakers)</b> General, General, General			
<b>Roman Catholic/American Catholic</b> Diocese, Diocese, Diocese, Diocese, Diocese, Diocese						<b>Salvation Army</b> General, General, General, General, General, General					
<b>United Methodist</b> General, General, General, General, General					<b>United Pentecostal Church International</b> General, General, General, General, General			<b>Unity Churches</b> General, General, General, General		<b>Wesleyan</b> General	

**“How to Increase the Awareness of the Religious Emblem Programs”**

Religion	Pub Order #	Web Order #	Boy Scout or Girl Scout #	Web Order #	Religious Emblem #
<b>Buddhist</b> Buddhist Society of America, 11111 11th St, N.W., Seattle, WA 98107 Tel: 206-441-1111	Religious Emblem # 11111	Religious Emblem # 11111	Boy Scout # 11111	Girl Scout # 11111	Religious Emblem # 11111
<b>Christian</b> The Christian Church (Disciples of Christ), 11111 11th St, N.W., Seattle, WA 98107 Tel: 206-441-1111	Religious Emblem # 11111	Religious Emblem # 11111	Boy Scout # 11111	Girl Scout # 11111	Religious Emblem # 11111
<b>Islamic</b> Islamic Center of America, 11111 11th St, N.W., Seattle, WA 98107 Tel: 206-441-1111	Religious Emblem # 11111	Religious Emblem # 11111	Boy Scout # 11111	Girl Scout # 11111	Religious Emblem # 11111
<b>Jewish</b> Jewish Community Center, 11111 11th St, N.W., Seattle, WA 98107 Tel: 206-441-1111	Religious Emblem # 11111	Religious Emblem # 11111	Boy Scout # 11111	Girl Scout # 11111	Religious Emblem # 11111
<b>Methodist</b> The Methodist Church, 11111 11th St, N.W., Seattle, WA 98107 Tel: 206-441-1111	Religious Emblem # 11111	Religious Emblem # 11111	Boy Scout # 11111	Girl Scout # 11111	Religious Emblem # 11111
<b>Presbyterian</b> The Presbyterian Church, 11111 11th St, N.W., Seattle, WA 98107 Tel: 206-441-1111	Religious Emblem # 11111	Religious Emblem # 11111	Boy Scout # 11111	Girl Scout # 11111	Religious Emblem # 11111
<b>Quaker</b> The Quaker Community, 11111 11th St, N.W., Seattle, WA 98107 Tel: 206-441-1111	Religious Emblem # 11111	Religious Emblem # 11111	Boy Scout # 11111	Girl Scout # 11111	Religious Emblem # 11111
<b>Roman Catholic</b> The Roman Catholic Church, 11111 11th St, N.W., Seattle, WA 98107 Tel: 206-441-1111	Religious Emblem # 11111	Religious Emblem # 11111	Boy Scout # 11111	Girl Scout # 11111	Religious Emblem # 11111
<b>Sikh</b> The Sikh Community, 11111 11th St, N.W., Seattle, WA 98107 Tel: 206-441-1111	Religious Emblem # 11111	Religious Emblem # 11111	Boy Scout # 11111	Girl Scout # 11111	Religious Emblem # 11111
<b>Unitarian Universalist</b> The Unitarian Universalist Church, 11111 11th St, N.W., Seattle, WA 98107 Tel: 206-441-1111	Religious Emblem # 11111	Religious Emblem # 11111	Boy Scout # 11111	Girl Scout # 11111	Religious Emblem # 11111
<b>Wiccan</b> The Wiccan Community, 11111 11th St, N.W., Seattle, WA 98107 Tel: 206-441-1111	Religious Emblem # 11111	Religious Emblem # 11111	Boy Scout # 11111	Girl Scout # 11111	Religious Emblem # 11111

Materials with a Boy Scouts of America supply number are available from your local Scout council or from the BSA National Distribution Center to be free of charge at 800-353-0722.

S = standard material, C = counselor material, M = adult mentor material.

The Venturing Religious Life Fronts Award is part of the Venturing advancement program. This youth award is not part of the BSA religious emblem program. For additional information, refer to the *Venturing/Ranger Handbook*, No. 3549, available from local Scout council or the BSA National Distribution Center.

\*Also available from Boy Scouts of America Religious Relationships, 5376, 127th West, Austin Hill Lane, P.O. Box 75079, Irving, TX 75075, telephone 972-881-9191.

**How Do We Get Started on These Programs?**

1. Youth members must obtain the specific book or for their religion.
2. Parents must review the program guidelines.
3. Families should talk to their religious leaders and show them the booklets before beginning any program.
4. The youth member needs to complete the requirements, obtain the proper signatures, and order the emblem.

Interested in making a presentation on the religious emblems?

Promotional resources (including a video and scripts) are available from the BSA and P.R.A.Y. [www.scouting.org/awards/religious/awards/index.html](http://www.scouting.org/awards/religious/awards/index.html) or [www.praypub.org](http://www.praypub.org)

**“How to Increase the Awareness of the Religious Emblem Programs”**

## Religious Emblems Programs Available to Members of the Boy Scouts of America

A Scout is reverent. He is reverent toward God. He is faithful in his religious duties and respects the convictions of others in matters of custom and religion.

To encourage members to grow stronger in their faith, religious groups have developed the following religious emblems programs. The Boy Scouts of America has approved of these programs and allows the emblems to be worn on the official uniform. The various religious groups administer the programs. Check with your local council service center or contact the religious organization directly to obtain the curriculum booklets.

	Christian	Muslim	Reverent Muslim	Wahabi/Deobandi Muslim	Hindu
<b>African Methodist Episcopal Church</b> 1200 N. 10th St., P.O. Box 10000, Dallas, TX 75208 (214) 742-1000	1200 N. 10th St. Dallas, TX 75208 (214) 742-1000	1200 N. 10th St. Dallas, TX 75208 (214) 742-1000	1200 N. 10th St. Dallas, TX 75208 (214) 742-1000	1200 N. 10th St. Dallas, TX 75208 (214) 742-1000	1200 N. 10th St. Dallas, TX 75208 (214) 742-1000
<b>African Methodist Episcopal Church</b> 1200 N. 10th St., P.O. Box 10000, Dallas, TX 75208 (214) 742-1000	1200 N. 10th St. Dallas, TX 75208 (214) 742-1000	1200 N. 10th St. Dallas, TX 75208 (214) 742-1000	1200 N. 10th St. Dallas, TX 75208 (214) 742-1000	1200 N. 10th St. Dallas, TX 75208 (214) 742-1000	1200 N. 10th St. Dallas, TX 75208 (214) 742-1000
<b>American Methodist Church of America (Eastern District)</b> 1200 N. 10th St., P.O. Box 10000, Dallas, TX 75208 (214) 742-1000	1200 N. 10th St. Dallas, TX 75208 (214) 742-1000	1200 N. 10th St. Dallas, TX 75208 (214) 742-1000	1200 N. 10th St. Dallas, TX 75208 (214) 742-1000	1200 N. 10th St. Dallas, TX 75208 (214) 742-1000	1200 N. 10th St. Dallas, TX 75208 (214) 742-1000
<b>American Methodist Church of America (Western District)</b> 1200 N. 10th St., P.O. Box 10000, Dallas, TX 75208 (214) 742-1000	1200 N. 10th St. Dallas, TX 75208 (214) 742-1000	1200 N. 10th St. Dallas, TX 75208 (214) 742-1000	1200 N. 10th St. Dallas, TX 75208 (214) 742-1000	1200 N. 10th St. Dallas, TX 75208 (214) 742-1000	1200 N. 10th St. Dallas, TX 75208 (214) 742-1000
<b>Bahai</b> 1200 N. 10th St., P.O. Box 10000, Dallas, TX 75208 (214) 742-1000	1200 N. 10th St. Dallas, TX 75208 (214) 742-1000	1200 N. 10th St. Dallas, TX 75208 (214) 742-1000	1200 N. 10th St. Dallas, TX 75208 (214) 742-1000	1200 N. 10th St. Dallas, TX 75208 (214) 742-1000	1200 N. 10th St. Dallas, TX 75208 (214) 742-1000
<b>Buddhist</b> 1200 N. 10th St., P.O. Box 10000, Dallas, TX 75208 (214) 742-1000	1200 N. 10th St. Dallas, TX 75208 (214) 742-1000	1200 N. 10th St. Dallas, TX 75208 (214) 742-1000	1200 N. 10th St. Dallas, TX 75208 (214) 742-1000	1200 N. 10th St. Dallas, TX 75208 (214) 742-1000	1200 N. 10th St. Dallas, TX 75208 (214) 742-1000
<b>Calvary, Baptist</b> 1200 N. 10th St., P.O. Box 10000, Dallas, TX 75208 (214) 742-1000	1200 N. 10th St. Dallas, TX 75208 (214) 742-1000	1200 N. 10th St. Dallas, TX 75208 (214) 742-1000	1200 N. 10th St. Dallas, TX 75208 (214) 742-1000	1200 N. 10th St. Dallas, TX 75208 (214) 742-1000	1200 N. 10th St. Dallas, TX 75208 (214) 742-1000
<b>Calvary, Methodist</b> 1200 N. 10th St., P.O. Box 10000, Dallas, TX 75208 (214) 742-1000	1200 N. 10th St. Dallas, TX 75208 (214) 742-1000	1200 N. 10th St. Dallas, TX 75208 (214) 742-1000	1200 N. 10th St. Dallas, TX 75208 (214) 742-1000	1200 N. 10th St. Dallas, TX 75208 (214) 742-1000	1200 N. 10th St. Dallas, TX 75208 (214) 742-1000
<b>Church of Christ</b> 1200 N. 10th St., P.O. Box 10000, Dallas, TX 75208 (214) 742-1000	1200 N. 10th St. Dallas, TX 75208 (214) 742-1000	1200 N. 10th St. Dallas, TX 75208 (214) 742-1000	1200 N. 10th St. Dallas, TX 75208 (214) 742-1000	1200 N. 10th St. Dallas, TX 75208 (214) 742-1000	1200 N. 10th St. Dallas, TX 75208 (214) 742-1000
<b>Church of Jesus Christ of Latter-day Saints</b> 1200 N. 10th St., P.O. Box 10000, Dallas, TX 75208 (214) 742-1000	1200 N. 10th St. Dallas, TX 75208 (214) 742-1000	1200 N. 10th St. Dallas, TX 75208 (214) 742-1000	1200 N. 10th St. Dallas, TX 75208 (214) 742-1000	1200 N. 10th St. Dallas, TX 75208 (214) 742-1000	1200 N. 10th St. Dallas, TX 75208 (214) 742-1000
<b>Church of the Nazarene</b> 1200 N. 10th St., P.O. Box 10000, Dallas, TX 75208 (214) 742-1000	1200 N. 10th St. Dallas, TX 75208 (214) 742-1000	1200 N. 10th St. Dallas, TX 75208 (214) 742-1000	1200 N. 10th St. Dallas, TX 75208 (214) 742-1000	1200 N. 10th St. Dallas, TX 75208 (214) 742-1000	1200 N. 10th St. Dallas, TX 75208 (214) 742-1000
<b>Community Church</b> 1200 N. 10th St., P.O. Box 10000, Dallas, TX 75208 (214) 742-1000	1200 N. 10th St. Dallas, TX 75208 (214) 742-1000	1200 N. 10th St. Dallas, TX 75208 (214) 742-1000	1200 N. 10th St. Dallas, TX 75208 (214) 742-1000	1200 N. 10th St. Dallas, TX 75208 (214) 742-1000	1200 N. 10th St. Dallas, TX 75208 (214) 742-1000
<b>Eastern Orthodox</b> 1200 N. 10th St., P.O. Box 10000, Dallas, TX 75208 (214) 742-1000	1200 N. 10th St. Dallas, TX 75208 (214) 742-1000	1200 N. 10th St. Dallas, TX 75208 (214) 742-1000	1200 N. 10th St. Dallas, TX 75208 (214) 742-1000	1200 N. 10th St. Dallas, TX 75208 (214) 742-1000	1200 N. 10th St. Dallas, TX 75208 (214) 742-1000
<b>Episcopal</b> 1200 N. 10th St., P.O. Box 10000, Dallas, TX 75208 (214) 742-1000	1200 N. 10th St. Dallas, TX 75208 (214) 742-1000	1200 N. 10th St. Dallas, TX 75208 (214) 742-1000	1200 N. 10th St. Dallas, TX 75208 (214) 742-1000	1200 N. 10th St. Dallas, TX 75208 (214) 742-1000	1200 N. 10th St. Dallas, TX 75208 (214) 742-1000
<b>United Methodist Church</b> 1200 N. 10th St., P.O. Box 10000, Dallas, TX 75208 (214) 742-1000	1200 N. 10th St. Dallas, TX 75208 (214) 742-1000	1200 N. 10th St. Dallas, TX 75208 (214) 742-1000	1200 N. 10th St. Dallas, TX 75208 (214) 742-1000	1200 N. 10th St. Dallas, TX 75208 (214) 742-1000	1200 N. 10th St. Dallas, TX 75208 (214) 742-1000
<b>Hindu</b> 1200 N. 10th St., P.O. Box 10000, Dallas, TX 75208 (214) 742-1000	1200 N. 10th St. Dallas, TX 75208 (214) 742-1000	1200 N. 10th St. Dallas, TX 75208 (214) 742-1000	1200 N. 10th St. Dallas, TX 75208 (214) 742-1000	1200 N. 10th St. Dallas, TX 75208 (214) 742-1000	1200 N. 10th St. Dallas, TX 75208 (214) 742-1000

## Frequently Asked Questions

### What are the religious emblems programs?

The religious emblems programs are programs created by the various religious groups to encourage youth to grow stronger in their faith. The religious groups—not the Boy Scouts of America—have created the religious emblems programs themselves.

The Boy Scouts of America has approved of these programs and allows the recognition to be worn on the official uniform, but each religious organization develops and administers its own program.

I have a unit with children of all different faiths. How can I include the religious emblems programs for my unit?  
The religious emblems programs should be presented to youth members and their families as an optional program for them to complete through their religious organization. Religious instruction should always come from the religious organization, not from the unit leader. Parents need to be informed of these programs and told where to get the information for their religion or faith. Interested in making a presentation on the religious awards? Here are some samples: [www.bpspub.org](http://www.bpspub.org)

Do boys and girls participate in the same program?  
It depends on the religion. Some religions have created programs that are used by both boys and girls. Other religions have created programs for members of separate youth agencies (i.e., Boy Scouts of America, Girl Scouts of the U.S.A., and Camp Fire Boys and Girls). Please check the specific eligibility requirements for each religious emblem's program.

Do the youth have to belong to a religious institution?  
It depends on the religion. Please check the eligibility requirements for your particular religious program.

Why doesn't my religious institution know about the religious emblems programs?

Although the religious bodies at the national level created the religious emblems programs, the local religious institutions may not be aware of these programs. It may be helpful to write for more information or even obtain a copy of the curriculum to give to your religious leader.

If the religious emblems program for my youth has more than one level (for the different grade levels), may my child earn all of these recognitions?

Yes. Members can earn all levels of their religious emblems program. However, they must be in the appropriate program guidelines when they start and complete each level (they may not go backward and earn younger programs).

How is the emblem presented?

The emblem should be presented in a meaningful ceremony, preferably in the youth member's religious institution. Some emblems come with a sample presentation ceremony.

How long does it take to complete a program?

It depends on the program. Some programs may take three or four months, others longer.

Where is the emblem worn on the uniform?

The universal religious square knot is worn over the left shirt pocket of the Scout uniform. The medallion is pinned over the square knot for full uniform occasions.

How do we get started on these programs?

First, youth members must obtain the specific booklet for their religion. The booklet will contain information on all the lessons and service projects that they will need to complete. Each member needs to have his or her own booklet to document progress. Some religions also provide adult manuals for counselors and mentors. Check with your local council to see if it stocks these booklets in its store or contact the religious organization directly (addresses and phone numbers are listed in this brochure).

Second, parents must review the specific guidelines for their particular program; age/grade requirements vary from program to program. Some programs require that the youth be an official member of the local religious institution, others may not. Each program determines who may serve as counselor (some require a clergy, others allow parents or other family members). Be sure to look at specific eligibility guidelines!

Third, families should talk to their religious leaders and show them the booklet before beginning any program. Most of the religious emblems programs require that they be completed under the auspices of that religious organization, and many require the signature of the local religious leader. Again, check the specific eligibility requirements for your religious program.

Fourth, the member needs to complete the requirements, obtain the proper signatures, and follow the instructions to order the emblem/award. (These emblems are not available in your local council.) The emblem can be presented at any time of the year and should be presented in a meaningful ceremony, preferably in the member's religious institution.

Who may serve as counselor?

It depends on the program. Some programs require clergy to serve as counselor, others allow a parent or family member. Please check the specific guidelines for your religious program.

How do I order the recognition items?

Each religious program has its own emblem. Follow the instructions in your recognition guidelines because the emblems come from different places and require submission of different information. These emblems will not be available in your local council!

What is the adult religious recognition program?

An adult religious recognition award is presented by nomination only. The recognition is presented to worthy adults for their outstanding service to youth. Both through their religious institution and one of the national youth agencies. Recipients of these awards are unaware that they are being nominated. They are nominated to receive an award by submitting the required application, letters of recommendation, and resumes. Please check eligibility requirements for specific awards.

Which religious emblem square knot should I wear?

Cloth, silver knot on purple, No. 18114, may be worn by youth or adult members who earned the knot as a youth, above all pocket. Cloth, purple on silver, No. 18114, may be worn by adult members presented with the recognition, above left pocket. Adults may wear both knots if they satisfy quality criteria. (See the Insignia Guide, No. 53065D.)




Generally, only one knot is worn, and only a combination of devices may be worn on the same knot. (See Cub Scout device, No. 01926; Webelos Scout device, No. 21622; Boy Scout device, No. 01927; and Venturer device, No. 11624.)



APPENDIX C

Puzzle Patch flyer for promoting “Duty to God” from P.R.A.Y.



**Puzzle Patch Promotes  
Duty to God**

**1** Attend a presentation on religious emblems

**2** Make a commitment to "Duty to God"

**3** And you can earn this patch!

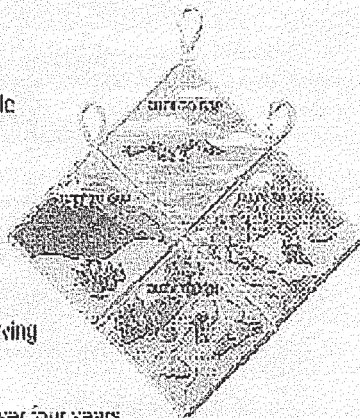
Call and talk to the "Religious Emblems People" today!  
1-800-933-7729 or visit us at [www.praypub.org](http://www.praypub.org)

## Duty to God Promotion Patch Requirements

"Duty to God" is at the heart of the Scouting movement. Religious emblems reinforce this spiritual component and promote many of the values found in the Scouting program. The purpose of this "Duty to God Promotion Patch" is to encourage youth and adults to learn about and promote the religious emblems programs.

Requirements - Youth and adults must:

1. Attend or coordinate a presentation or information seminar on religious emblems (sample resources and suggestions are available at [www.praypub.org](http://www.praypub.org)).
2. Make a commitment to fulfill the "Duty to God." Here are some examples: Youth can commit to earning the religious emblem of their faith at an appropriate time, making a presentation on religious emblems to another unit, helping younger Scouts earn their religious emblem, etc. Adults can commit to having 50% of families participate in the religious emblems programs, nominating a worthy adult to be recognized with an adult religious award, serving as counselor in their local congregation, etc.



**Patch:** The Duty to God Promotion Patch is a four-segment puzzle patch, which is earned over four years. Participants will receive the anchor patch the first year, and then receive the rest of the segments on a rotation basis (only one patch will be available per year). Visit [www.praypub.org](http://www.praypub.org) to find out which patch is currently available. Patches may be pre-ordered for distribution at the presentation/information seminar. Use the order form below or order online at [www.praypub.org](http://www.praypub.org).

**DVD:** The Duty to God Promotion DVD contains the resources to make a presentation on the religious emblems programs. These resources include the video "Promoting Duty to God (Religious Emblems)," Duty to God brochure, listing all religious emblems (SKU 612879), signs (for presentations to Cub Scouts, Boy Scouts, and Veterans), and Parent Handout.

### Duty to God Patch Order Form

(On-line ordering is available at [www.praypub.org](http://www.praypub.org))

#### DTG ANCHOR PATCH

1-15 Patches @ \$3.00 each = \$ \_\_\_\_\_  
 16-30 Patches @ \$2.75 each = \$ \_\_\_\_\_  
 31-49 Patches @ \$2.50 each = \$ \_\_\_\_\_  
 50-99 Patches @ \$2.25 each = \$ \_\_\_\_\_  
 100+ Patches @ \$2.00 each = \$ \_\_\_\_\_

#### DTG SEGMENT FOR CURRENT YEAR

1-15 Patches @ \$3.00 each = \$ \_\_\_\_\_  
 16-30 Patches @ \$2.75 each = \$ \_\_\_\_\_  
 31-49 Patches @ \$2.50 each = \$ \_\_\_\_\_  
 50-99 Patches @ \$2.25 each = \$ \_\_\_\_\_  
 100+ Patches @ \$2.00 each = \$ \_\_\_\_\_

DVD @ \$5.00 = \$ \_\_\_\_\_  
 Postage (see below) = \$ \_\_\_\_\_  
 Total \$ \_\_\_\_\_

All orders must be sent with payment in full by check, money order, or credit card:  Mastercard  Visa  Discover

Cardholder's Name \_\_\_\_\_  
 Cardholder's Address \_\_\_\_\_  
 # \_\_\_\_\_  
 Expiration Date: \_\_\_\_\_ CV2 Code \_\_\_\_\_  
 (The CV2 code is the last three digits in the signature box on the backside of the CC)

Signature \_\_\_\_\_  
 Day Phone \_\_\_\_\_

Ship To: Name \_\_\_\_\_

Address \_\_\_\_\_

City, State, Zip \_\_\_\_\_

Day Phone \_\_\_\_\_

Email \_\_\_\_\_

#### Patch Postage Calculation:

1-49 patches = \$3.50 for the first patch plus \$1.19 each additional patch for P&H  
 50-99 patches = \$8.00 Flat Fee for P&H  
 100-149 patches = \$8.50 Flat Fee for P&H  
 150+ patches = \$11.00 Flat Fee for P&H  
 DVD Postage - Add \$2.50 regardless of quantity

P.R.A.Y.

11123 S. Towne Square, Ste. B  
 St. Louis, MO 63123

1-800-933-7729 / [www.praypub.org](http://www.praypub.org)

Revised October 2010