

Status of Program Function

Palmetto Council, B S A

Palmetto Council, B S A
Lancaster District

Robert G. Buckner
278 Holiday Road
Lancaster, South Carolina 29720

Phone: H)803-285-5830
W)803-329-6653

5/13/11

Status of Program Function

Palmetto Council, B S A

"If you don't know where you have been
or what you have accomplished,
how can you know where you are going
and when you arrive?"

Buckner Language

What is the status of the program function in the Palmetto
Council, Boy Scouts of America?

or

Is the Palmetto Council providing a balanced program for
all three age groups- Cub Scouts, Boy Scouts, and Explorers?

or

What is the quality of the program that Palmetto Council
delivers to its youth members?


All of the above questions (or question) have been asked repeatedly for the last
year or so. These questions ask the same thing in a different way.

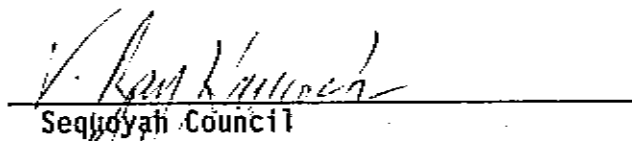
The Scouting Purpose


"To promote, through organization, and cooperation with other agencies, the
ability of boys to do things for themselves and others, to train them in
scoutcraft, and to teach them patriotism, courage, self-reliance, and kindred
virtues, using the methods which are in common use by Boy Scouts. (from the
first articles of incorporation).


The Dissertation,
Status of Program Function
Palmetto Council, B S A
by
Robert G Buckner

has been read and accepted for the Piedmont Appalachian College of
Commissioner Science by its Doctoral Review Committee upon the
recommendation of Lloyd Swift.


Lloyd Swift
Daniel Boone Council


V. Ray Linn
Sequoia Council


Guy E. Phipps
Blue Ridge Council


Stephen Taylor
Palmetto Council

Status of Program Function

Palmetto Council, B S A

Scouting has become a numbers game as have a lot of other organizations. Numbers get money, or the bigger the numbers, the greater the recognition. But what kind of program is being given as the council reaches these goals?

When is an increase not an increase? Percentages do not always show a true picture and unless you study and compare several years of operation it is most difficult to see how a council is truly progressing. If anyone has averaged averages or added and subtracted averages you know how difficult it is to get a true picture but yet a lot of record keeping is done in this fashion.

It became obvious over the last several years that the Palmetto Council was not growing and giving to its youth the programs required. Although some figures seemed to show otherwise.

It was decided to study the program of the Palmetto Council for the last several years. Records would be researched back to 1988 to determine the actual status of the Program Function in the Palmetto council.

Following is a quote in my own words. (Some people would disagree with me over the quote but I have always felt what you have done in the past help determine your future). Also you will find three questions which say the same thing three different ways along with the Scouting Purpose and B S A Mission.

Sometimes in our race to succeed in the Scouting program we forget the real purpose of Scouting and forget the mission of the B S A. The bottom line is the Youth of Today.

"If you don't know where you have been
or what you have accomplished,
how can you know where you are going
and when you arrive?"

Buckner language

What is the status of the program function in the Palmetto
Council, Boy Scouts of America?

or

Is the Palmetto Council providing a balanced program for
all three age groups- Cub Scouts, Boy Scouts, and Explorers?

or

What is the quality of the program that Palmetto Council
delivers to its youth members?

All of the above questions (or question) have been asked repeatedly for the last
year or so. These questions ask the same thing in a different way.

The Scouting Purpose

"To promote, through organization, and cooperation with other agencies, the
ability of boys to do things for themselves and others, to train them in
scoutcraft, and to teach them patriotism, courage, self-reliance, and kindred
virtues, using the methods which are in common use by Boy Scouts. (from the
first articles of incorporation).

B S A Mission Statement

It is the mission
of the Boy Scouts of America to
serve others by helping to instill values
in young people and, in other ways,
to prepare them to make ethical choices
during their lifetime
in achieving their full potential.
The values we strive to instill
are based on those found in the Scout
Oath and Law.

Local councils are chartered to involve an increasing number of representative youth in a quality program. They are to help the chartered institutions run a successful unit or units.

The Palmetto Council has been a National Quality Council for the last five years but ? How did we get there and will we continue to achieve Quality Council?

The 1990's pose serious challenges to the Boy Scouts of America. If we are to meet the demands of this period we must provide a high-quality program to the greatest number of youth.

It was determined, following National guidelines, that Palmetto should realign all its districts so that each district has approximately fifty units served by a full-time district executive.

This realignment of districts provided a chance to analyze the quality of program the council was providing to its youth members.

Some basis was needed to study where the council had been and what goals it should reach. Once a year each district executive prepares a membership study worksheet to see their standings at that time and to set goals for the next year. The worksheets with actual numbers attained and projected growths were combined into one worksheet.

In Appendix 2 is shown the membership study worksheets prepared by the district executives projecting membership growth for the next five years. It also includes the last five years. These figures were used as the basis for determining future council needs.

Using the membership study worksheets in appendix 2 a quality program worksheet was used to record where the council had been the last five years and projected where the council needs to be the next five years to arrive at the list of recommendations. Program functions considered were outdoor/camping and high adventure; activities and civic service; training; advancement and recognition; and exploring. See appendix 1. All the backup materials needed to develop this worksheet are included in appendices 3-11.

The goal of a scouting program is for each unit to be a quality unit. If each unit achieves quality unit the youth are getting the Scouting Program. The bottom line is that the youth are getting the program they need.

Each Boy Scout Council has periodic reports that have to be filed with regional office. If the council you plan to study is on computer the job will be much easier in finding the reports needed. If not, you may find them or you may not.

Old records have a way of disappearing from the files. The best place to start is year-end reports. This should give you everything except Cub Scout and Boy Scout camp reports which have been reported earlier.

Quality units (appendix 3) dropped from 116 in 1988 to 84 in 1993 or 46% to 39% of units achieved quality unit.

Advancement (appendix 4) shows Boy Scouts dropped from 925 in 1988 to 452 in 1993 and Cub Scouts from 2070 in 1988 to 1193 in 1993.

Merit badges (appendix 5) shows decline since 1991.

Training and trained leaders are shown in appendix 6 and appendix 7.

Boy Scout Camping Report can be found in appendix 8.

Cub Scout Camping Report in appendix 9.

Boy's Life in appendix 10 was obtained from national office.

Tenure is most difficult to follow. The new council computer programs follow tenure which will help for future studies. See appendix 11.

A number of key scouters (cubbers, boy scouters and explorers) were interviewed and their recommendations were incorporated in the following recommendations.

At the time these recommendations were being finalized the present Scout Executive announced his retirement and these recommendations were used to analyze Palmetto Council and by the selection committee in hiring a new Scout Executive for the Palmetto Council.

Recommendations:

QUALITY UNITS Quality units have decreased from 134 units in 1988 to 113 units in 1992. (1993 dropped to 84 units-26%).

* Achieve increase in the percentage of Quality Units from 42% in 1992 to 55% in 1997.

* Send out Quality Unit Award guidelines to unit leaders first month of fiscal year.

CUB RANK
ADVANCEMENT The number of Cub Scout rank advancements has decreased for last 5 years. (from 72% advancement to 60%).

* Add additional weeks to Hebelos Resident Camp (Cub Scout Resident Camp).

* Increase percentage of Cub Scout rank advancement to 90% in 1977.

* Encourage District Committees to select the best available Cub District Advancement Chairman.

CUB DAY
CAMP The number of Cub Scouts attending day camps has decreased from 23.4% in 1988 to 11.8% in 1993.

* Increase the number of Cub Scouts attending Cub Scout Day Camps from 11.8% in 1993 to 25% in 1997.

SCOUT RANK
ADVANCEMENT

The number of Boy Scout rank advancements has continued to decrease. (from a 60% advancement to a 49% in 1992).

- * Increase percentage of Boy Scout rank advancement to 70% in 1997.
- * Encourage District Committees to select the best available Boy Scout District Advancement Chairman.

BOYS' LIFE
GROWTH

Boys' Life subscriptions have decreased from 54.3% to 44.3% last ten years.

- * Increase percentage of Boys' Life subscriptions from 44.3% in 1992 to 50% in 1997.

LEADER
TRAINING

Units with top leaders trained has decreased from 198 units to 169 in last three years.

- * Train 75% of all volunteer leaders by 1997.
- * Encourage District Committees to select the best available scouter for District Training Chairman.
- * Devise system for recording and retaining data on all trained volunteers, top leaders and two-deep leadership.

BALANCED
PROGRAM

- * Provide balanced council level programs for Cub Scouts, Boy Scouts, and Explorers.

- CUB SCOUT
SUMMERTIME
PACK AWARD
- * In May send Summertime Pack Award guide to Cubmasters.
- TOUR PERMITS
- * Procedure must be established to record and retain tour permits issued.
- TENURE
- * Develop system for figuring tenure (average number of months) for each Cub Scout, Boy Scout and Explorer.
- TRAINING
INSTITUTE
- * Consider returning to Camp Bob Hardin at least one session per year. (will perhaps get old line Scouters back).
- SCOUT MERIT
BADGES EARNED
- Total Merit Badges earned council wide has shown a decrease over the last few years.
- * Continue work by Council/District Advancement Chairman to improve list of merit badge counselors in each district and give support and help to summer camp counselors.
- SCOUT CAMP
- * Continue to improve Camp Bob Hardin as in the past.
 - * Improve the merit badge instruction during the weeks of camp.
 - * Add additional weeks to Hebelos Resident Camp (Cub Scout Resident Camp).

- | | |
|----------------------------------|---|
| UNIT SUPPORT | * Improve District Roundtables to provide better unit level program support. |
| EXPLORER PROGRAM | * Improve the quality and quantity of council level Explorer activities.

* Establish a strong district Explorer committee to organize and give support to new units. |
| PALMETTO POST PROGRAM EVALUATION | * Improve on the PALMETTO POST to furnish the unit leader with better program materials.

* Establish a system to evaluate council/district programs each year. |

This evaluation of the Status of the Program Function of the Palmetto Council was well worth the time and effort to compile all the required information. It was an eye opener to several key scouters and some of the professional scouters.

These recommendations were used by the new Scout Executive of Palmetto Council along with his own research to develop a strong set of goals for the council. Also this research and recommendations are being incorporated into the Palmetto Councils goals for the year 2000.

Appendix

1. Quality program worksheets
2. Membership worksheets
3. Quality units
4. Advancement
5. Merit badges
6. Training
7. Trained leaders
8. Scout Camp
9. Cub Scout camps
10. Boys Life
11. Tenure

QUALITY PROGRAM WORK SHEET

Council PALMETTO #549

	Actual Record					Years Ahead				
	19 88	19 89	19 90	19 91	19 92	1 year 19 93	2 years 19 94	3 years 19 95	4 years 19 96	5 years 19 97
Membership—copy from membership study										
Tiger Cubs	288	316	328	340	395	427	463	503	542	587
Cub Scouts	2040	2273	2330	2348	2320	2419	2461	2499	2537	2585
Boy Scouts	1863	1833	1871	1899	1946	2020	2062	2105	2151	2205
Varsity Scouts	32	36	36	10	15	0	0	0	0	0
Explorers	482	404	377	343	358	491	532	587	645	692
Total youth	4705	4862	4992	4940	5034	5357	5518	5694	5875	6069
Units										
Cub Scout packs	99	101	102	105	103	115	120	126	130	136
Boy Scout troops	120	120	125	121	124	131	134	140	143	148
Varsity Scout teams	3	3	4	1	1	0	0	0	0	0
Explorer posts and ships	41	36	35	39	41	52	57	61	66	68
Career Awareness posts	0	0	0	0	0	0	0	0	0	0
Total units	263	260	266	266	269	298	311	327	339	352
Tenure (average number of months)										
Cub Scouts										
Boy Scouts										
Varsity Scouts										
Explorers										
Unit Leaders										
Leadership— Cubs with two leader trained (INDIVIDUALS)	155	159	198	199	169					
Cub Scout packs	44	53	65	66	53					
Boy Scout troops	85	82	100	83	73					
Varsity Scout teams	0	0	0	0	0	0	0	0	0	0
Explorer posts and ships	26	24	33	30	21					
Leadership—Units with two-deep leadership	59%	64%	74%	64%	63%					
Cub Scout packs										
Boy Scout troops										
Varsity Scout teams										
Explorer posts and ships										
Posts conducting seminars										
Advancements										
Cub Scout ranks	2070	1815	1915	1659	1681					2854
Boy Scout/Varsity Scout ranks	925	1108	956	1016	961					1543
Boys' Life (number of subscriptions)	2217	2206	2229	2219	2098					2688
Cub Scouts			1181	1194	1152					1586
Boy Scout/Varsity Scouts			1041	1030	946					1102
	52%	49%	49%	49%	47%					50%

APPENDIX 1

COUNCIL STRATEGIC PLAN

BENCHMARK 2—MEMBERSHIP STUDY WORK SHEET

Council PALMETTO #549

Projected Objectives—December 31

	Actual Record						Projected Objectives—December 31						
	19 88	19 89	19 90	19 91	19 92		19 93	19 94	19 95	19 96	19 97	19 98	19 99
1. Youth Population													
Tiger Cub-age boys	3805	3411	3825	3935	3950		4125	4155	4280	4371	4376	4315	4595
Cub Scout-age boys	14445	14646	14665	14573	14495		14259	14436	14591	14846	14450	15330	16470
Boy Scout-age boys	11045	10886	10991	11480	11715		11852	11851	11740	11635	11545	11615	11751
Explorer-age young adults	11094	10956	9900	9764	9828		10225	10356	10666	10996	11076	11919	12016
Total	40389	39906	39381	39752	39988		40461	40778	41277	41848	41387	42451	44633
2. Percent Enrolled													
Tiger Cub age	7.6%	9.3%	8.6%	8.6%	10.2%		10.4%	11.1%	11.8%	12.4%	13.6%	14.5%	18.3%
Cub Scout age	14.1%	15.5%	15.9%	16.1%	16.0%		17.0%	17.1%	17.1%	17.1%	18.0%	17.1%	17.1%
Boy Scout age	16.9%	16.8%	17.0%	16.5%	16.6%		17.0%	17.4%	17.9%	18.5%	19.1%	19.3%	20.8%
Explorer age	4.3%	3.7%	3.8%	3.5%	3.6%		4.8%	5.2%	5.5%	5.8%	6.3%	6.6%	7.6%
Total	11.7%	12.1%	12.6%	12.4%	12.6%		13.2%	13.5%	13.8%	14.0%	14.6%	14.7%	15.7%
3. Youth Membership													
Tiger Cubs	288	316	528	340	395		427	463	503	542	587	625	805
Cub Scouts	2040	2273	2330	2348	2320		2419	2461	2499	2537	2585	2630	2816
Boy Scouts	1863	1833	1871	1899	1946		2020	2062	2105	2151	2205	2242	2449
Varsity Scouts	32	36	36	10	15		0	0	0	0	0	0	0
Explorers	482	404	377	343	358		491	532	587	645	692	739	914
Total	4705	4862	4942	4940	5034		5357	5518	5694	5875	6069	6236	6984
4. Average Unit Size													
Members per pack	23.5	25.6	26.1	25.6	26.4		24.8	23.2	23.8	23.7	23.5	22.9	22.4
Members per troop	15.5	15.3	15.0	15.7	15.7		15.4	15.4	15.0	15.0	14.9	14.9	14.7
Members per team	11.8	11.2	10.8	8.2	8.7		9.4	9.3	9.6	9.8	10.2	10.3	10.9
Membership per post/ship	18.0	18.7	18.6	18.4	18.7		18.0	17.7	17.4	17.3	17.2	17.1	17.0
5. Units													
Cub Scout packs	99	101	102	105	103		115	120	126	130	136	142	162
Boy Scout troops	120	120	125	121	124		131	134	140	143	148	151	167
Varsity Scout teams	5	5	4	1	1		0	0	0	0	0	0	0
Posts and ships	41	36	35	42	41		52	57	61	66	68	72	84
Total units	263	260	266	269	269		298	311	327	339	352	365	413
6. Leadership													
Registered Scouters													
7. Representative Membership													
Council Population	%	%	%	%	%		%	%	%	%	%	%	%
Rural areas	%	%	%	%	%		%	%	%	%	%	%	%
Intra-city areas	%	%	%	%	%		%	%	%	%	%	%	%
African-Americans	%	%	%	%	%		%	%	%	%	%	%	%
Hispanics	%	%	%	%	%		%	%	%	%	%	%	%

APPENDIX 2

13 Exploring

1000

2017 2018

COUNCIL STRATEGIC PLAN

BENCHMARK 2—MEMBERSHIP STUDY WORK SHEET

Council PALM BEACH

Projected Objectives—December 31

	Projected Objectives—December 31									
	1 year 10/13	2 years 10/14	3 years 10/15	4 years 10/16	5 years 10/17	6 years 10/18	10 years 10/23	19	1973	10/22
1. Youth Population										
Tiger Cub-age boys										
Cub Scout-age boys										
Boy Scout-age boys										
Explorer-age young adults	5540	5335	4870	4540	4518	5118	5118	5118	5118	5118
Total	5540	5335	4870	4540	4518	5118	5118	5118	5118	5118
2. Percent Enrolled										
Tiger Cub age	%	%	%	%	%	%	%	%	%	%
Cub Scout age	%	%	%	%	%	%	%	%	%	%
Boy Scout age	%	%	%	%	%	%	%	%	%	%
Explorer age	%	%	%	%	%	%	%	%	%	%
Total	%	%	%	%	%	%	%	%	%	%
3. Youth Membership										
Tiger Cubs										
Cub Scouts										
Boy Scouts										
Varsity Scouts										
Explorers	344	303	290	214	208	216	216	216	216	216
Total	344	303	290	214	208	216	216	216	216	216
4. Average Unit Size										
Members per pack										
Members per troop										
Members per team										
Membership per post/ship	109	109	109	13	7.4	8.7	14	13	14	13
5. Units										
Cub Scout packs										
Boy Scout troops										
Varsity Scout teams										
Posts and ships	31	27	28	18	26	31	30	30	30	34
Total units	31	27	28	28	26	31	30	30	30	34
6. Leadership										
Registered Scouters	168	128	128	128	128	130	131	132	134	135
7. Representative Membership										
Council Population	%	%	%	%	%	%	%	%	%	%
Council Membership	%	%	%	%	%	%	%	%	%	%
African-Americans	%	%	%	%	%	%	%	%	%	%
Hispanic	%	%	%	%	%	%	%	%	%	%

SOUTHERN REGION	549 SPARTANBURG		1989 Q		1988 Q		1990 Q		1988		1989 Q	
	1988 Q	1989 Q	1988 Q	1989 Q	1988 Q	1989 Q	1988 Q	1989 Q	1988	1989 Q	1988	1989 Q
TOTAL YOUTH POPULATION (6-16)	51,115	50,233	48,600	74,707	75,587	65,765	75,540	76,526	1,234	15.7	15.8	15.8
% TOTAL YOUTH ENROLLED	10.7	10.9	11.5	17.1	16.9	20.1	15.8	15.8	12,259	12,105	12,105	12,105
TOTAL YOUTH	5,470	5,487	5,596	12,744	12,754	13,209	11,948	12,105	1.3	1.3	1.3	1.3
% TOTAL YOUTH GAIN OR LOSS	1.1	0.3	2.0	7.9	0.1	3.6	0.7	0.7	406	406	406	406
TOTAL UNITS	268	267	268	371	375	385	405	406	1.5	1.5	1.5	1.5
% TOTAL UNITS GAIN OR LOSS	1.1	-0.4	0.4	2.2	1.1	2.7	-3.1	0.2	63	62	62	62
TOTAL NEW UNITS	30	29	52	49	68	72	55	62	55	55	55	55
TOTAL NET DROPPED UNITS	27	30	51	41	64	60	68	61	3,037	2,974	2,974	2,974
TOTAL ADULTS	1,876	1,840	1,844	3,186	2,814	2,957	3,101	3,101	18,026	18,026	18,026	18,026
TOTAL YOUTH SERVED	7,718	7,816	7,921	20,175	19,376	21,268	18,057	18,057	6,519	6,519	6,519	6,519
YOUTH POPULATION PER EXECUTIVE	6,389	6,279	6,942	6,225	6,871	6,576	5,810	5,810	12	12	12	12
COUNCIL EXECUTIVE POSITIONS	08	08	07	12	11	10	13	12	5,846	5,846	5,846	5,846
TIGER CUB POPULATION 1ST GRADE	3,805	3,396	3,890	6,538	6,653	6,053	5,604	6,142	1,504	1,504	1,504	1,504
TIGER CUBS	288	316	328	836	890	929	1,375	1,486	25.7	25.7	25.7	25.7
% TIGER CUBS ENROLLED	7.6	9.3	8.4	12.8	13.4	15.3	24.5	24.2	23,088	23,088	23,088	23,088
CUB SCOUT POPULATION 2-5 GRADE	14,445	14,651	14,720	22,927	23,427	21,063	20,904	22,356	5,583	5,583	5,583	5,583
CUB SCOUTS	2,331	2,275	2,331	4,818	4,799	4,934	5,663	5,739	24.2	24.2	24.2	24.2
% CUB SCOUTS ENROLLED	16.2	15.5	15.8	21.0	20.5	23.4	27.1	25.7	7,087	7,087	7,087	7,087
CUB SCTS INCL TIGER CUBS	2,625	2,591	2,659	5,654	5,689	5,863	7,038	7,225	24.5	24.5	24.5	24.5
% ENRL-CUB SCTS INCL TIGER CUBS	14.4	14.4	14.3	19.2	18.9	21.6	26.6	25.4	17,200	17,200	17,200	17,200
PACKS	99	101	102	149	148	147	177	182	3,061	3,061	3,061	3,061
BOY SCOUT POPULATION (11-13)	11,035	10,916	11,140	15,372	16,217	14,771	16,050	16,366	17.8	17.8	17.8	17.8
BOY SCOUTS	7,863	1,833	1,873	2,891	2,786	2,829	3,280	2,981	158	158	158	158
VARSITY SCOUTS	32	38	36	133	91	118	34	40	31.662	31.662	31.662	31.662
BOY SCOUTS INCL VARSITY SCOUTS	1,885	1,869	1,908	3,024	2,857	2,947	3,314	3,021	50	50	50	50
% BOY SCOUTS ENRL INCL VARSITY SCT	17.2	17.1	17.1	19.7	17.6	20.0	20.6	18.5	11	11	11	11
TROOPS	120	120	122	136	135	131	162	159	4,114	4,114	4,114	4,114
TEAMS	05	05	05	12	14	14	05	06	47.6	47.6	47.6	47.6
EXPLORER POPULATION (14-18)	21,830	21,270	18,850	29,870	29,290	23,878	32,982	31,662	1,322	1,322	1,322	1,322
EXPLORERS	404	404	377	1,444	1,182	1,274	1,412	1,393	48.7	48.7	48.7	48.7
CAREER AWARENESS EXPLORERS	468	468	652	2,622	3,026	3,125	182	466	232	232	232	232
EXPLORERS INCL C A EXPL	950	1,027	1,029	4,056	4,208	4,399	1,594	1,859	56.3	56.3	56.3	56.3
% EXPLORERS ENRL INCL C A EXPL	4.4	4.8	5.5	13.6	14.4	18.4	4.8	5.9	6.6	6.6	6.6	6.6
EXPLORER UNITS	41	36	35	58	59	63	57	51	50	50	50	50
CAREER AWARENESS POSTS	03	05	04	16	19	19	04	08	11	11	11	11
TOTAL BOYS LIFE SUBSCRIPTIONS	2,196	2,183	2,214	5,354	4,837	4,970	4,374	4,322	32,100	32,100	32,100	32,100
% CUB SCT & BOY SCT SUBSCRIBING	51.9	52.7	52.2	68.3	69.2	63.1	48.7	49.3	1,322	1,322	1,322	1,322
TOTAL TOP LEADERS TRAINED	195	159	198	267	149	150	238	174	789	789	789	789
% TOP LEADERS TRAINED	57.8	59.6	73.9	72.0	39.7	39.0	58.8	42.9	2,111	2,111	2,111	2,111
CUB/WEBELOS SCOUTS IN DAY CAMP	713	619	541	754	812	679	977	540	6.6	6.6	6.6	6.6
% OF JUNE 30 CUB/WEB SCOUT MBR	36.3	34.4	31.5	23.9	20.0	22.4	29.4	18.6	50	50	50	50
CUB/WEB SCTS IN RESIDENT CAMP	00	00	00	62	82	91	115	43	00	00	00	00
% 6/30 CUB/WEB SCTS - RES. CAMP	0.0	0.0	0.0	2.0	2.7	3.0	3.5	1.3	0.0	0.0	0.0	0.0
BOY SCOUTS IN LONG TERM CAMP	507	572	582	1,090	1,022	1,084	1,303	981	1,066	1,066	1,066	1,066
% OF JUNE 30 BOY SCOUT MBR	28.8	35.3	37.3	26.7	46.2	48.0	50.9	42.0	52.3	52.3	52.3	52.3
ADVANCEMENTS PER 100 CUB SCOUTS	88.6	79.8	82.2	70.0	59.9	66.2	56.3	54.7	35.2	35.2	35.2	35.2
ADVANCEMENTS PER 100 BOY SCOUTS	52.1	62.6	53.1	34.3	35.2	33.8	38.8	40.6	208	208	208	208
TOTAL QUALITY UNITS	134	138	140	183	184	186	143	206	51.2	51.2	51.2	51.2
% TOTAL QUALITY UNITS	50.6	51.5	52.4	50.4	49.6	49.6	34.2	50.9	6.1	6.1	6.1	6.1
UNITS PER PERMISSIONER/SRVC TEAM	9.2	11.1	5.5	3.7	5.1	65.2	14.0	9.4	84.5	84.5	84.5	84.5
UNITS PER MEMBER/ADJUNCT SRV UNIT	75.7	65.7	75.7	79.6	79.6	69.3	81.3	85.9	0.3	0.3	0.3	0.3

SOUTHEAST REGION	AREA 05		AREA 05	
	1988 Q	1989 Q	1988 Q	1990
TOTAL YOUTH POPULATION (6-16)	68,591	74,833	70,101	72,972

LOCAL COUNCIL INDEX

DECEMBER 31, 1988-89-90

AREA 05	AREA 05
1988 Q	1989 Q
552 FLORENCE	552 COLUMBIA
68,591	70,688

RUN DATE: 08/31/93
 RUN TIME: 16:46:00

PALMETTO COUNCIL #549
 OBJECTIVES PROGRESS REPORT

APPENDIX 3 75

RESET DISTRICT TOTALS WAS LAST RUN ON: 08/31/93 AT: 16:23:21

COUNCIL TOTALS

	YOUTH			UNITS/GROUPS			QUALITY UNITS		
	LAST YEAR	ACTUAL	GOAL	LAST YEAR	ACTUAL	GOAL	LAST YEAR	YTD	GOAL
TIGER CUBS	127	4	111						
CUB SCOUTS	809	901	1,054	94	98	106	29	34	0
WEBELOS SCOUTS	905	955	915						
TOTAL CUB AGE	1,841	1,860	2,080	94	98	106	29	34	0
BOY SCOUTS	1,686	1,619	1,743	113	112	120	36	38	0
VARSITY SCOUTS	15	0	0	1	0	0	1	0	0
EXPLORERS	255	251	289	34	34	41	14	12	0
TRADITIONAL:	3,797	3,730	4,112	242	244	267	80	84	0

* NOT INCLUDED IN TOTALS

ELEMENTARY	0	0	0	0	0	0			
JR HIGH/MID SCHL	0	7	7	0	1	1			
HIGH SCHOOL	732	726	726	3	3	3			
SPECIAL NEEDS	0	0	0	0	0	0			
LEARNING FOR LIFE:	732	733	733	3	4	8			
TOTALS:	4,529	4,463	4,845	245	249	267	80	84	0

TOP LEADER TRN
 1993 - 128
 1992 - 149
 1991 - 177
 1990 - 198
 1989 - 159

RECHARTERED UNITS	201	208	240						
RECERTIFIED GROUPS	0	0	4						
TOTAL AVAILABLE YOUTH	49,010	49,803							
OVERALL DIST DENSITY	9.24	8.96	9.73						
TOT DIST COMMITTEE MBRS	33	33	66						
TOT UNIT COMMISSIONERS							32	22	98
TOP LEADERS TRAINED							169	128	190
YOUTH BOYS' LIFE SUBS							1,447	1,530	2,516
QUALITY UNITS % OF TOT							33.06	39.07	33.05
ON-TIME UNITS/GROUPS							154	182	166

1992
 1993

	TAY	DENSITY		TAY	DENSITY
TRADITIONAL	49,803	7.49			
TIGER CUBS	4,130	.10	CUB SCOUT PROGRAM	18,492	10.06
CUB SCOUTS	7,190	12.53	BOY SCOUT PROGRAM	11,872	13.64
WEBELOS SCOUTS	7,172	13.32	EXPLORING PROGRAM	19,439	1.29

UNITS
 1993 - 84
 92 - 80
 91 - 104
 90 - 139
 89 - 124
 88 - 116

Quality UNITS

%
 1993 - 39%
 1992 - 33
 1991 - 39
 1990 - 52.6
 1989 - 46.27%

COUNCIL ADVANCEMENT SUMMARY

COUNCIL RANKS YTD SUMMARY

CUB SCOUT RANKS	YTD
BOBCAT	240
WOLF	331
BEAR	241
WEBELOS	239
ARROW OF LIGHT	151

TOTAL CUB RANKS 1,193

BOY SCOUT RANKS	YTD
TENNERFOOT	99
SECOND CLASS	111
FIRSTCLASS	90
STAR	44
LIFE	61
EAGLE	47

TOTAL SCOUT RANKS 452

EXPLORER RANKS	YTD
QUARTERMASTER	0

ADVANCEMENT

Boy Scout
 1993-452
 92-961
 91-1016
 90-956
 89-1108
 88-925

49%
 53

CUB SCOUT
 1993-1193
 92-1681 - 62%
 91-1659 - 61
 90-1915 - 72
 89-1815 - 70
 88-2070

RUN DATE: 09/23/93
RUN TIME: 14:38:28

PALMETTO COUNCIL #549
DISTRICT ADVANCEMENT REPORT

PAGE 9
SEPTEMBER 1993

***** COUNCIL BOY SCOUT TOTALS *****

TENDERFOOT		SECOND CLASS		FIRST CLASS		STAR		LIFE		EAGLE		TOTAL		PAGES		MERIT RANGES	
MTD	YTD	MTD	YTD	MTD	YTD	MTD	YTD	MTD	YTD	MTD	YTD	MTD	YTD	MTD	YTD	MTD	YTD
10	99	4	111	6	90	3	44	4	61	6	47	33	457	2	14	106	2134

APPENDIX 5

MERIT BADGES

YEAR	NUMBER
1987	3251
1988	3395
1989	3670
1990	3981
1991	4125
1992	3994
1993	3254

COUNCIL MERITS YTD SUMMARY

*MERIT
BADGES*

001	AMERICAN BUSINESS	1
002	AMERICAN CULTURES	0
003	AMERICAN HERITAGE	2
005	ANIMAL SCIENCE	5
006	ARCHERY	59
007	ARCHITECTURE	4
008	ART	10
009	ASTRONOMY	5
010	ATHLETICS	19
011	ATOMIC ENERGY	2
013	AVIATION	3
014	BASKETRY	32
015	BACKPACKING	1
016	BEEKEEPING	0
017	BIRD STUDY	2
019	BOTANY	1
020	BULKING	0
021	CAMPING *	66
022	CANOEING	59
023	CHEMISTRY	5
024	CITIZENSHIP IN COMMUNITY *	42
025	CITIZENSHIP IN NATION *	69
026	CITIZENSHIP IN WORLD *	87
027	COIN COLLECTING	2
028	COMMUNICATIONS *	45
029	COMPUTERS	9
030	CONSUMER BUYING	0
031	COOKING	42
034	CYCLING	1
036	DENTISTRY	11
037	DOG CARE	9
038	DRAFTING	1
039	ELECTRICITY	3
040	ELECTRONICS	14
041	EMERGENCY PREPAREDNESS *	73
042	ENERGY	9
043	ENGINEERING	2
044	ENVIRONMENTAL SCIENCE *	36
045	FARM & RANCH MANAGEMENT	0
046	FARM MECHANICS	0
047	FINGERPRINTING	0
048	FINGERPRINTING	20
049	FIREMANSHIP	39
050	FIRST AID *	154
051	FISH & WILDLIFE MANAGEMENT	12
052	FISHING	41
055	FORESTRY	19
057	GARDENING	3
058	GENEALOGY	2
059	GENERAL SCIENCE	1

COUNCIL MERITS YTD SUMMARY

060	GEOLOGY	3
061	GOLF	8
062	HIKING	2
063	HANDICAPPED AWARENESS	1
064	HOME REPAIRS	19
065	HORSEMANSHIP	1
066	INDIAN LORE	11
067	INSECT STUDY	2
068	JOURNALISM	0
069	LANDSCAPE ARCHITECTURE	0
070	LAW	2
071	LEATHERWORK	51
072	LIFESAVING *	32
073	MACHINERY	1
074	MARINE STUDY	29
075	MASONRY	0
076	METALS ENGINEERING	0
077	METALWORK	53
078	MODEL DESIGN & BUILDING	1
079	MOTORBOATING	17
080	MUSIC	11
081	NATURE	27
082	OCEANOGRAPHY	9
083	ORIENTEERING	26
084	PAINTING	2
085	PERSONAL FITNESS *	12
086	PERSONAL MANAGEMENT *	38
087	PETS	8
088	PHOTOGRAPHY	17
090	PIONEERING	37
091	PLANT SCIENCE	1
092	PLUMBING	17
093	POTTERY	2
096	PUBLIC HEALTH	10
097	PUBLIC SPEAKING	0
098	PULP & PAPER	3
099	RABBIT RAISING	5
100	RADIO	6
101	RAILROADING	0
102	READING	10
103	REPTILE STUDY	16
105	ROWING	41
106	SAFETY *	80
107	SALESMANSHIP	3
108	SCHOLARSHIP	12
109	SCULPTURE	2
110	SIGNALING	0
112	SKATING	10
113	SKIING	24
114	SNOW-BOAT SAILING	11

RUN DATE: 09/23/93
RUN TIME: 16:38:23

FALHETTO COUNCIL #549
DISTRICT ADVANCEMENT REPORT

PAGE 27
SEPTEMBER 1993

COUNCIL MERITS YTD SUMMARY

116	SOIL & WATER CONSERVATION	11
117	SPACE EXPLORATION	4
118	SPORTS *	39
119	STAMP COLLECTING	5
120	SURVEYING	3
121	SWIMMING *	100
122	TEXTILE	31
123	THEATER	2
124	TRAFFIC SAFETY	4
125	TRUCK TRANSPORTATION	0
126	VETERINARY SCIENCE	2
127	WATER SKIING	6
128	WEATHER	19
129	WILDERNESS SURVIVAL	37
130	WOOD CARVING	25
131	WOODWORK	17
132	AGRI-BUSINESS	0
133	AMERICAN LAZER	0
134	GRAPHIC ARTS	1
135	RIFLE SHOOTING	68
136	SHOTGUN SHOOTING	27
137	WHITEWATER	11
138	CINEMATOGRAPHY	0
139	FAMILY LIFE	1
140	MEDICINE	0
141	AUTO MECHANICS	1
142	COLLECTIONS	3

*** END OF REPORT ***

SELECTED OPTIONS

DISTRICT: ALL
 PROGRAM: ALL

DISTRICT 01 TYGER RIVER

	TOTAL	FAST START		BASIC		FAST START & BASIC	
	REGISTERED	TOTAL	POT	TOTAL	POT	TOTAL	POT
CUBMASTER	24	2	5.8	2	5.8	12	35.2
ASSISTANT CUBMASTERS	18	2	11.1	0	.0	2	11.1
DEN LEADER	92	6	6.5	6	6.5	29	21.7
ASSISTANT DEN LEADER	29	0	.0	0	.0	0	.0
WEBELOS DEN LEADER	20	0	.0	0	.0	2	16.0
ASSISTANT WEBELOS DEN LEADER	8	2	25.0	0	.0	2	25.0
TIGER CUB GROUP COACH	14	2	14.2	0	.0	2	14.2
SCOUTMASTER	44	10	22.7	2	4.5	10	40.9
ASSISTANT SCOUTMASTER	110	0	.0	6	5.4	36	34.5
COMMITTEE CHAIRMAN	39	2	5.2	2	5.2	4	10.5
COMMITTEE MEMBER	194	4	2.0	4	2.0	20	10.8
DISTRICT TOTAL	600	30	5.0	22	3.6	120	29.0

TRAINING

TRAINED LEADERS

YEAR	CUBS	SCOUTS	EXPLORER	TOTAL
1988	44	85	26	155
1989	53	82	24	159
1990	65	100	33	198
1991	66	83	28	177
1992	53	73	21	147
1993	-	-	-	128

SEE ALSO QUALITY UNITS FOR SHEETS

RESET DISTRICT TOTALS WAS LAST RUN ON: 08/31/93 AT: 16:23:21

COUNCIL TOTALS

	YOUTH			UNITS/GROUPS			QUALITY UNITS		
	LAST YEAR	ACTUAL	GOAL	LAST YEAR	ACTUAL	GOAL	LAST YEAR	YTD	GOAL
TIGER CUBS	127	4	111						
CUB SCOUTS	809	901	1,054	94	98	106	29	34	0
WEBELOS SCOUTS	905	955	915						
TOTAL CUB AGE	1,841	1,860	2,080	94	98	106	29	34	0
BOY SCOUTS	1,686	1,619	1,743	113	112	120	36	38	0
VARSITY SCOUTS	15	0	0	1	0	0	1	0	0
EXPLORERS	255	251	289	34	34	41	14	12	0
TRADITIONAL:	3,797	3,730	4,112	242	244	267	80	84	0

* NOT INCLUDED IN TOTALS

ELEMENTARY	0	0	0	0	0	0			
JR HIGH/MID SCHL	0	7	7	0	1	1			
HIGH SCHOOL	732	726	726	3	3	3			
SPECIAL NEEDS	0	0	0	0	0	0			
LEARNING FOR LIFE:	732	733	733	3	4	8			
TOTALS:	4,529	4,463	4,845	245	248	267	80	84	0

TOP LEADERS TRN.
 1993 - 128
 1992 - 149
 1991 - 177
 1990 - 198
 1989 - 159

RECHARTERED UNITS	201	208	240				32	22	98
RECERTIFIED GROUPS	0	0	4				169	128	190
TOTAL AVAILABLE YOUTH	49,010	49,803					1,447	1,530	2,516
OVERALL DIST DENSITY	9.24	8.96	9.73				33.06	39.07	33.05
TOT DIST COMMITTEE MBRs	33	33	66				154	182	166

1992 1993

	TAT	DENSITY		TAT	DENSITY
TRADITIONAL	49,803	7.49			
TIGER CUBS	4,130	.10	CUB SCOUT PROGRAM	18,492	10.06
CUB SCOUTS	7,190	12.53	BOY SCOUT PROGRAM	11,872	13.64
WEBELOS SCOUTS	7,172	13.32	EXPLORING PROGRAM	19,439	1.29

UNITS
 1993 - 84
 92 - 80
 91 - 104
 90 - 139
 89 - 124
 88 - 116

Quality UNITS

%
 1993 - 39%
 1992 - 33
 1991 - 39
 1990 - 52.6
 1989 - 46.27%

-----SELECTED OPTIONS-----

DISTRICT: ALL
 PROGRAM: ALL

DISTRICT 01 TYGER RIVER

	TOTAL	FAST START		BASIC		FAST START & BASIC	
	REGISTERED	TOTAL	FOT	TOTAL	FOT	TOTAL	FOT
CURMASTER	34	2	5.8	2	5.8	12	35.2
ASSISTANT CURMASTER	18	2	11.1	0	.0	2	11.1
DEN LEADER	92	6	6.5	6	6.5	20	21.7
ASSISTANT DEN LEADER	22	0	.0	0	.0	0	.0
WEBELOS DEN LEADER	20	0	.0	0	.0	2	10.0
ASSISTANT WEBELOS DEN LEADER	9	2	25.0	0	.0	2	25.0
TIGER CUB GROUP COACH	14	2	14.2	0	.0	2	14.2
SCOUTMASTER	44	10	22.7	2	4.5	10	40.9
ASSISTANT SCOUTMASTER	110	0	.0	6	5.4	20	34.5
COMMITTEE CHAIRMAN	39	2	5.2	2	5.2	4	10.5
COMMITTEE MEMBER	194	4	2.0	4	2.0	20	10.5
DISTRICT TOTAL	606	30	5.0	22	3.4	120	20.0

TRAINING

1993 LOCAL COUNCIL BOY SCOUT AND VARSITY SCOUT CAMPING REPORT

SEPTEMBER 1, 1992 - AUGUST 31, 1993

Due in REGIONAL SERVICE CENTER by September 1, 1993

Council No. 549 Headquarters City and State SPARTANBURG, SC Area 5 Region S

A. Enter number of your troops/teams resident camping in your camp(s). 40

B. Enter number of your troops/teams resident camping in other camp(s). 5

Total troops/teams camping (A+B) 45

C. Enter number of your Boy Scouts/Varsity Scouts resident camping in your camp(s). 452

D. Enter number of your Boy Scouts/Varsity Scouts resident camping out-of-council.
(Include unit long-term trips, tours, Philmont, high-adventure, etc.) 109

Total Boy Scouts/Varsity Scouts Camping (C+D) 561

E. Enter number of out-of-council troops that attend your resident camp. 25

F. Enter number of out-of-council Boy Scouts/Varsity Scouts that attend your resident camp. 350

G. Enter the weekly Boy Scout Camp fee in your council

<u> </u> under \$75.00	<u> </u> \$100 - \$124	<u> </u> \$150 - \$174
<u> X</u> \$75 - \$99	<u> </u> \$125 - \$149	<u> </u> \$175 - \$200

H. Number of weeks your resident camp operates

<u> </u> - 2	<u> </u> - 3	<u> </u> - 4	<u> </u> - 5	<u> X</u> - 6+
---------------	---------------	---------------	---------------	-----------------

I. Enter the number of locations in which you operated resident camps.

<u> X</u> - 1	<u> </u> - 2	<u> </u> - 3
----------------	---------------	---------------

J. Did council operate a local council high-adventure camp? NO

K. Number of weeks your camp(s) was used by other organizations. 1

Number of campers from these other organizations. 88

L. Number of camper days your camps were used (camper day is 24 hours). 10,238

(SEE ATTACHED FOR CAMPER DAYS INFORMATION.)

DUPLICATE THIS FORM LOCALLY AS NEEDED

1993 Council Cub Scout Camping Report
 September 1, 1992, through August 31, 1993
 DUE IN REGIONAL SERVICE CENTER BY SEPTEMBER 1, 1993

Council no.	Headquarters city/state	Area no.	Region
<u>549</u>	<u>SPARTAN., SC</u>	<u>5</u>	<u>SOUTH.</u>

I. Cub Scout Day Camp. Programs reported in this category must have been conducted by the council in accordance with the following publications: *Cub Scout Day Camp*, No. 3815A, and *National Standards for Cub Scout/Webelos Scout Day Camps*, No. 13-108. A unit is a pack in camp with its own leadership. Day camp is an organized, 1- to 5-day program for Cub Scouts and Webelos Scouts under certified leadership at an approved site, during daylight or early evening hours, but not overnight. A Webelos Scout/parent overnighiter may be conducted at the end of a council day camp.

A. Enter number of 1-day camps held.....	<u>0</u>
Enter number of 2-day camps held	<u>0</u>
Enter number of 3-day camps held	<u>0</u>
Enter number of 4-day camps held	<u>0</u>
Enter number of 5-day camps held	<u>4</u>
Enter number of 6-day camps held	<u>0</u>
B. Enter number of packs in attendance	<u>34</u>
Enter number of volunteer leaders in attendance	<u>81</u>
C. Enter total number of Cub Scouts in day camp.....	<u>336</u>
Enter number of Cub Scout campers.....—1st year	<u>197</u>
(1st year plus 2 year equals total).....—2d year	<u>139</u>
D. Enter total number of Webelos Scouts in day camp	<u>62</u>
Enter number of Webelos Scout campers.....—1st year	<u>29</u>
(1st year plus 2 year equals total).....—2d year	<u>33</u>

II. Cub Scout/Webelos Scout Resident Camping. Programs reported in this category must have been conducted by the council in accordance with the following publications: Resident Camping for Cub Scouts, Webelos Scouts, and Parents, No. 3814, and National Standards for Cub Scout/Webelos Scout Resident Camps, No. 19-111A. A unit is a pack camping with its own leadership. Resident camping is an organized overnight camping program at least 2 nights and operating under certified leadership in an established Scout camp operated by the council during the normal camping season.

A. Enter number of 2-night camps held	<u>0</u>
Enter number of 3-night camps held	<u>1</u>
Enter number of 4-night camps held	<u>0</u>
Enter number of 5-night camps held	<u>0</u>
Enter number of 6-night camps held	<u>0</u>
B. Enter number of packs in resident camp	<u>13</u>
Enter number of volunteer leaders in resident camp	<u>26</u>
C. Enter number of 2d- and 3d-grade Cub Scouts in attendance	<u>0</u>
Enter number of parents in attendance (not included with leaders)	<u>0</u>
D. Enter number of 4th- and 5th-grade Webelos Scouts in attendance	<u>55</u>
Enter number of parents in attendance (not included with leaders)	<u>29</u>
E. Enter this year's resident camp theme _____	<u>SPORTS</u>

III. Family Camping. Programs reported in this category are for the boy and parent or entire family camping in a council camp. There shall be at least one parent and/or guardian (21 years of age or older) for each family unit. Examples include: Dad and Lad, Mom and Me, and Parent/Pal camping and programs that include the entire family.

A. Enter number of 1-night family camps	<u>0</u>
Was this a parent/son camp (A) or family camp (B)	<u>N/A</u>
Enter number of Cub Scouts in 1-night camps	<u>0</u>
Enter number of Webelos Scouts in 1-night camps	<u>0</u>
Enter number of parents in 1-night camps	<u>0</u>
Enter number of siblings in 1-night camps	<u>0</u>
B. Enter number of 2-night family camps	<u>0</u>
Was this a parent/son camp (A) or family camp (B)	<u>N/A</u>
Enter number of Cub Scouts in 2-night camps	<u>0</u>
Enter number of Webelos Scouts in 2-night camps	<u>0</u>
Enter number of parents in 2-night camps	<u>0</u>
Enter number of siblings in 2-night camps	<u>0</u>

10-Year Analysis
BOYS' LIFE Membership and Percent Subscribing

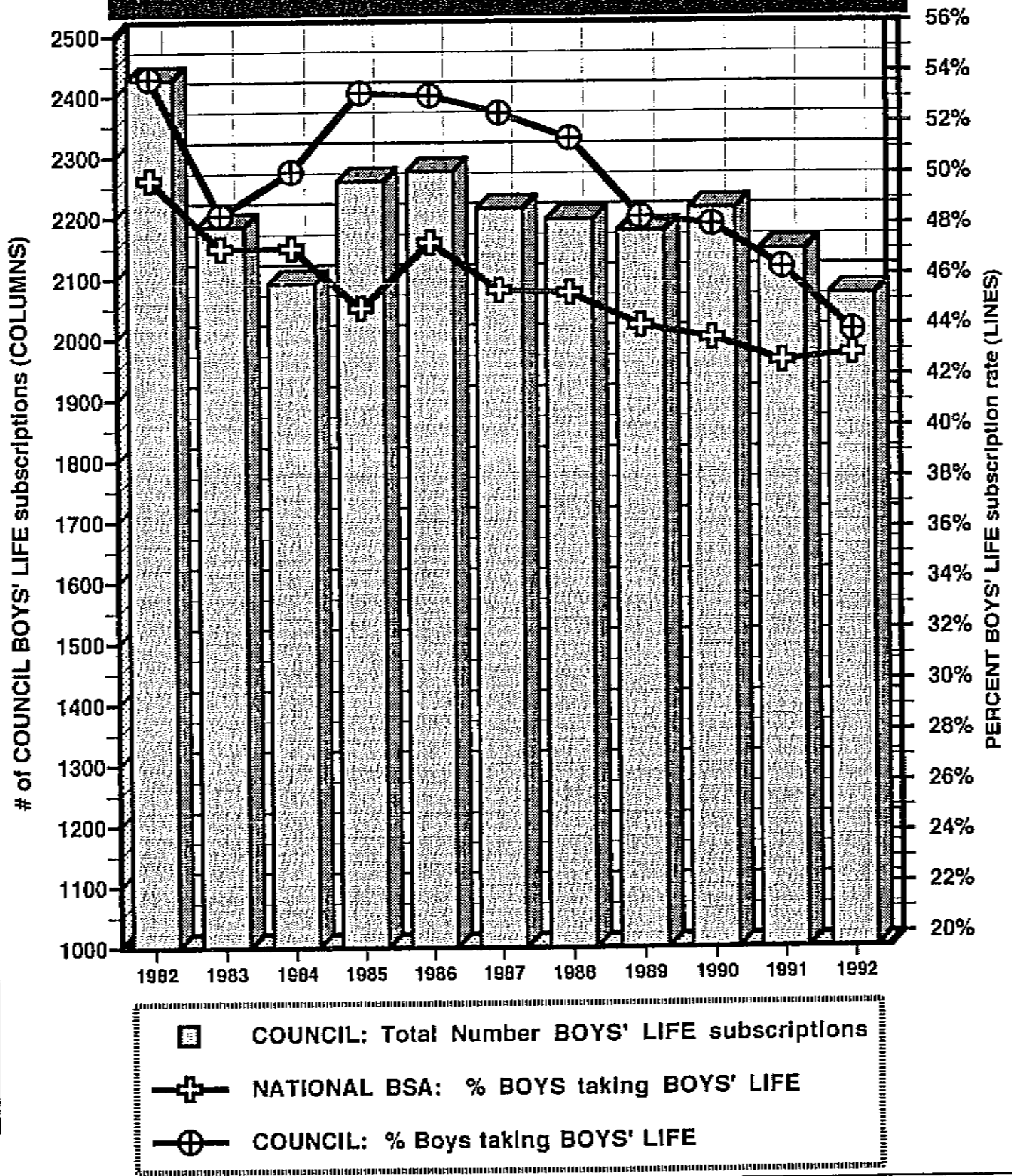
Council # 549

Council Name Palmetto

YEAR	12/31 BL MEMBERSHIP	12/31 % SUBSCRIBING
1982	2,427	54.3
1983	2,185	48.9
1984	2,091	50.6
1985	2,259	53.7
1986	2,275	53.6
1987	2,213	52.9
1988	2,196	51.9
1989	2,177	48.8
1990	2,214	48.5
1991	2,146	46.8
1992	2,073	44.3

PALMETTO COUNCIL No. 549

10-Year BOYS' LIFE Subscription Analysis



Prepared courtesy of BOYS' LIFE Circulation Service, July, 1993

APPENDIX II

OPTIONS SELECTED: DISTRICT ALL PROGRAM CODE ALL TOTALS-ONLY N

TENURE

COUNCIL TOTAL PROGRAM	MTHS TEN	NEW/REREG MEMS	%	XFER MEMS	%
TIGER CUBS	0	0	.0	0	.0
	1 - 11	177	83.5	0	.0
	12 - 23	32	15.1	0	.0
	24 - 35	3	1.4	0	.0
	36 - 47	0	.0	0	.0
	48 - 59	0	.0	0	.0
	60 - 71	0	.0	0	.0
	72 - OVER	0	.0	0	.0
TIGER CUBS		212	100.0	0	100.0
CUB SCOUTS	0	0	.0	0	.0
	1 - 11	616	44.1	11	78.6
	12 - 23	358	25.6	2	14.3
	24 - 35	298	21.3	1	7.1
	36 - 47	107	7.7	0	.0
	48 - 59	17	1.2	0	.0
	60 - 71	0	.0	0	.0
	72 - OVER	0	.0	0	.0
CUB SCOUTS		1,396	100.0	14	100.0
BOY SCOUTS	0	0	.0	0	.0
	1 - 11	389	27.6	6	35.3
	12 - 23	301	21.4	1	5.9
	24 - 35	190	13.5	1	5.9
	36 - 47	139	9.9	5	29.4
	48 - 59	149	10.6	3	17.6
	60 - 71	87	6.2	1	5.9
	72 - OVER	152	10.8	0	.0
BOY SCOUTS		1,407	100.0	17	100.0
EXPLORER	0	0	.0	0	.0
	1 - 11	97	56.1	5	100.0
	12 - 23	37	21.4	0	.0
	24 - 35	22	12.7	0	.0
	36 - 47	3	1.7	0	.0
	48 - 59	5	2.9	0	.0
	60 - 71	5	2.9	0	.0
	72 - OVER	4	2.3	0	.0
EXPLORER		173	100.0	5	100.0
CA COUNCIL TOTALS		0	100.0	0	100.0
COUNCIL TOTALS		3,188		36	

